

NOT USED

NOT USED

NOT USED

NOT USED

NOT USED

2 FULL HEIGHT STUD WITH DIAGONAL BRACING

NOT USED

1 PARTIAL HEIGHT STUD WITH DIAGONAL BRACING

| TABLE A3<br>STUD SIZE MATRIX FOR PARTITIONS THAT LATERALLY<br>SUPPORT FLOOR MOUNTED STOCKROOM SHELVING |               |                 |               |                 |                     |
|--|---------------|-----------------|---------------|-----------------|---------------------|
| SEISMIC DESIGN CATEGORIES A, B & C   |               |                 |               |                 |                     |
| STUD<br>DESIGNATION  | STUD<br>DEPTH | FLANGE<br>WIDTH | STUD<br>GAUGE | STUD<br>SPACING | MAXIMUM WALL HEIGHT |
| 3625162-33   | 3 5/8"        | 1 5/8"          | 20            | 16"             | 18'-0"              |
|  |               |                 |               |                 |                     |
|  |               |                 |               |                 |                     |
|  |               |                 |               |                 |                     |

NOTES:  
REFER TO NOTES ON N/S01.1

3 FULL HEIGHT STUD WITHOUT DIAGONAL BRACING

| TABLE A2<br>STUD SIZE MATRIX FOR PARTITIONS THAT LATERALLY<br>SUPPORT FLOOR MOUNTED STOCKROOM SHELVING |               |                 |               |                 |  |
|--|---------------|-----------------|---------------|-----------------|--|
| SEISMIC DESIGN CATEGORIES A, B & C   |               |                 |               |                 |  |
| STUD<br>DESIGNATION  | STUD<br>DEPTH | FLANGE<br>WIDTH | STUD<br>GAUGE | STUD<br>SPACING | MAXIMUM WALL HEIGHT<br>TO DOUBLE TRACK |
| 3625162-33   | 3 5/8"        | 1 5/8"          | 20            | 16"             | 13'-0"                                 |
|  |               |                 |               |                 |  |
|  |               |                 |               |                 |  |
|  |               |                 |               |                 |  |

NOTES:  
REFER TO NOTES ON N/S01.1

2 FULL HEIGHT STUD WITH DIAGONAL BRACING

| TABLE A1<br>STUD SIZE MATRIX FOR PARTITIONS THAT LATERALLY<br>SUPPORT FLOOR MOUNTED STOCKROOM SHELVING |               |                 |               |                 |                     |
|--|---------------|-----------------|---------------|-----------------|---------------------|
| SEISMIC DESIGN CATEGORIES A, B & C   |               |                 |               |                 |                     |
| STUD<br>DESIGNATION  | STUD<br>DEPTH | FLANGE<br>WIDTH | STUD<br>GAUGE | STUD<br>SPACING | MAXIMUM WALL HEIGHT |
| 3625162-33   | 3 5/8"        | 1 5/8"          | 20            | 16"             | 13'-0"              |
|  |               |                 |               |                 |                     |
|  |               |                 |               |                 |                     |
|  |               |                 |               |                 |                     |

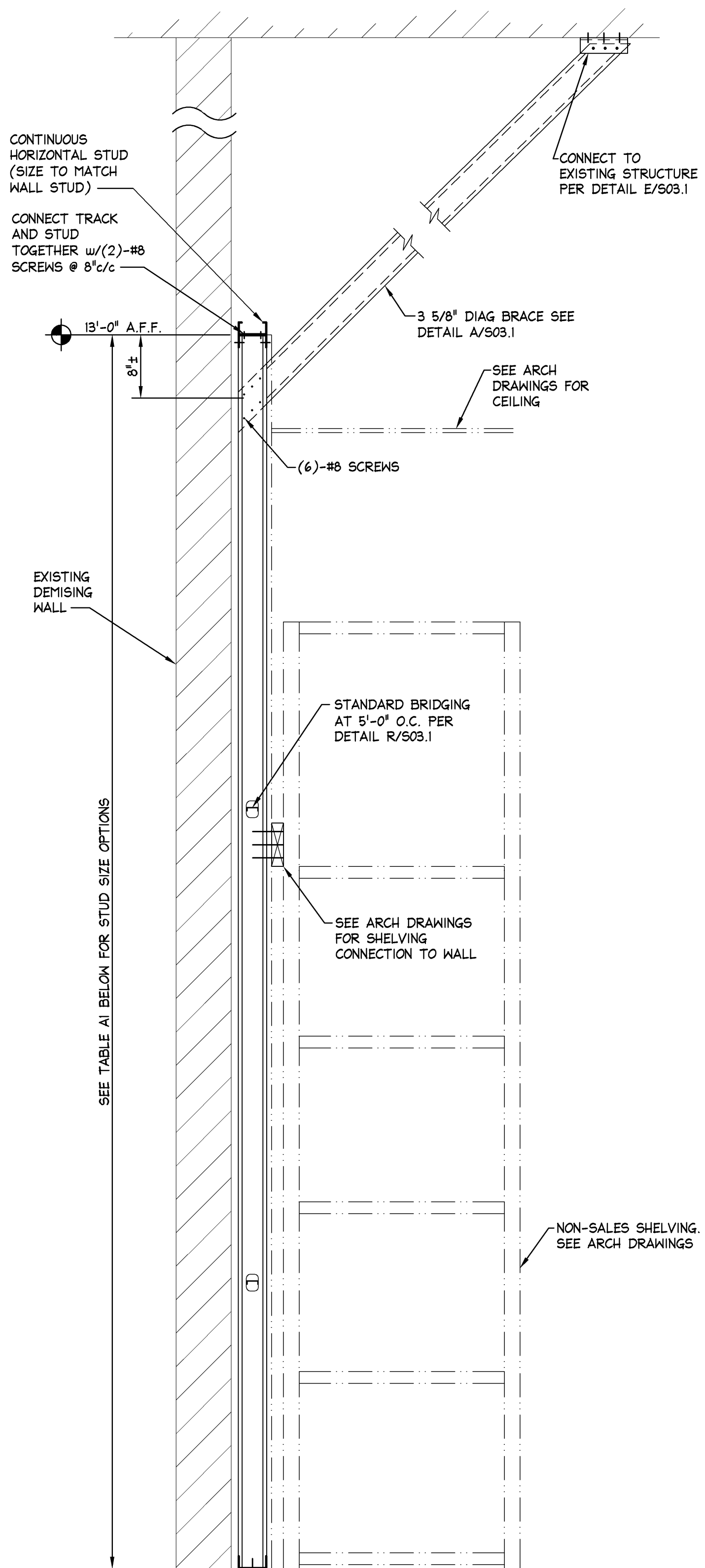
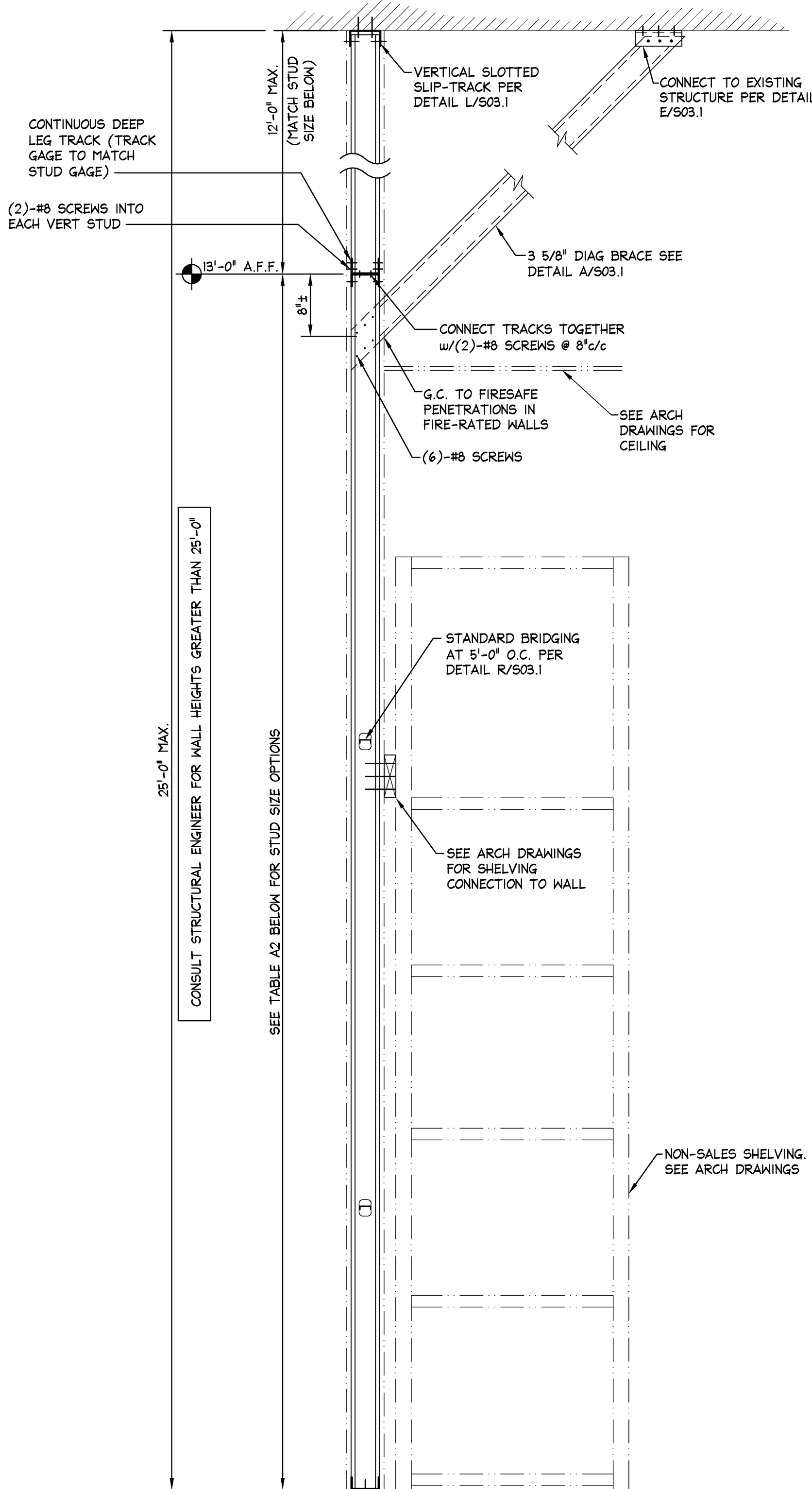
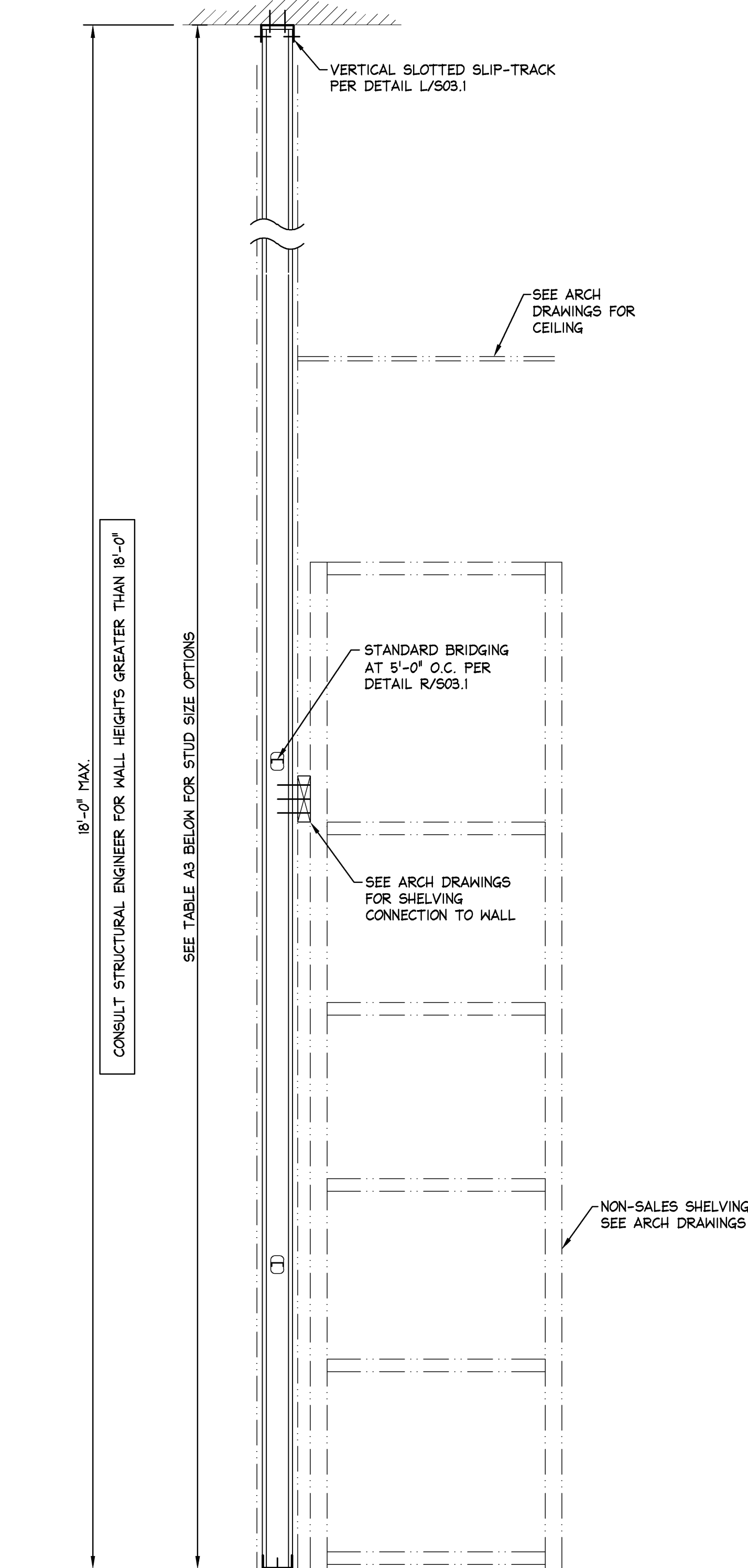
NOTES:  
REFER TO NOTES ON N/S01.1

1 PARTIAL HEIGHT STUD WITH DIAGONAL BRACING

WALL SECTIONS AT NON-SALES SHELVING (SEISMIC DESIGN CATEGORIES A, B, & C)

1"=1'-0"

A



PAUL J FORD AND COMPANY  
250 EAST BROAD STREET  
SUITE 600  
COLUMBUS, OHIO 43215  
614-221-6679  
A26614-0006

KEVIN P. BAUMAN  
REG. No. 49756  
CORPORATE REG No. EB0002848

Limitedbrands  
LIMITED STORE PLANNING, INC.  
d/b/a STORE DESIGN & CONSTRUCTION  
Three Limited Parkway - Columbus, Ohio 43230  
Telephone: 614.415.7000 • Fax: 614.415.7349

THESE DRAWINGS AND SPECIFICATIONS ARE THE PROPERTY OF LIMITED BRANDS, INC. AND SHALL NOT BE REPRODUCED OR TRANSMITTED IN ANY FORM OR BY ANY MEANS, ELECTRONIC OR MECHANICAL, INCLUDING PHOTOCOPYING, RECORDING, OR BY ANY INFORMATION STORAGE AND RETRIEVAL SYSTEM, WITHOUT THE WRITTEN PERMISSION OF LIMITED BRANDS, INC. A FULLY LICENSED STORE DESIGN AND CONSTRUCTION ("LSD") FIRM.  
THESE DRAWINGS AND SPECIFICATIONS ARE THE PROPERTY OF LIMITED BRANDS, INC. AND SHALL NOT BE REPRODUCED OR TRANSMITTED IN ANY FORM OR BY ANY MEANS, ELECTRONIC OR MECHANICAL, INCLUDING PHOTOCOPYING, RECORDING, OR BY ANY INFORMATION STORAGE AND RETRIEVAL SYSTEM, WITHOUT THE WRITTEN PERMISSION OF LIMITED BRANDS, INC. A FULLY LICENSED STORE DESIGN AND CONSTRUCTION ("LSD") FIRM.  
THESE DRAWINGS AND SPECIFICATIONS ARE THE PROPERTY OF LIMITED BRANDS, INC. AND SHALL NOT BE REPRODUCED OR TRANSMITTED IN ANY FORM OR BY ANY MEANS, ELECTRONIC OR MECHANICAL, INCLUDING PHOTOCOPYING, RECORDING, OR BY ANY INFORMATION STORAGE AND RETRIEVAL SYSTEM, WITHOUT THE WRITTEN PERMISSION OF LIMITED BRANDS, INC. A FULLY LICENSED STORE DESIGN AND CONSTRUCTION ("LSD") FIRM.  
THESE DRAWINGS AND SPECIFICATIONS ARE THE PROPERTY OF LIMITED BRANDS, INC. AND SHALL NOT BE REPRODUCED OR TRANSMITTED IN ANY FORM OR BY ANY MEANS, ELECTRONIC OR MECHANICAL, INCLUDING PHOTOCOPYING, RECORDING, OR BY ANY INFORMATION STORAGE AND RETRIEVAL SYSTEM, WITHOUT THE WRITTEN PERMISSION OF LIMITED BRANDS, INC. A FULLY LICENSED STORE DESIGN AND CONSTRUCTION ("LSD") FIRM.

PROJECT INFORMATION:  
014200814  
BATH & BODY WORKS  
WHITE BARN CANDLE CO.  
THE GARDENS MALL  
3101 PGA BOULEVARD  
PALM BEACH GARDENS, FL 33410  
FULL RENO PACKAGE:  
EASTON-G GENERATION:  
00061214 A/E PROJECT #:  
SCOPE:  
DESIGN TYPE:  
LSD&C PROJECT #:  
REVISIONS:  
REQUIRED BY: DATE:  
ELITE CONSTRUCTION GROUP  
LAKE JACKSON, TX  
PHONE: 979-285-0712  
NOTE: THESE PRINTS HAVE BEEN  
REDUCED BY 50 PERCENT. SCALE  
WILL BE 50 PERCENT OF WHAT IS  
NOTED ON PLANS  
DATE ISSUED: 10/24/2014  
DESIGNED BY: SLH  
DRAWN BY: SMA  
CHECKED BY: GDK  
DRAWING NUMBER:  
S03.2